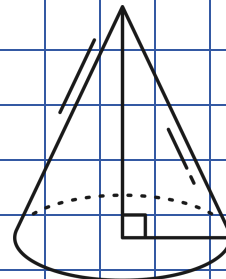

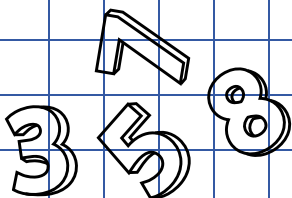


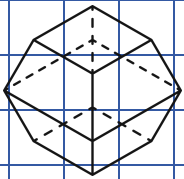



MATH ACTIVITY BOOK FOR KIDS



Recommended age group:

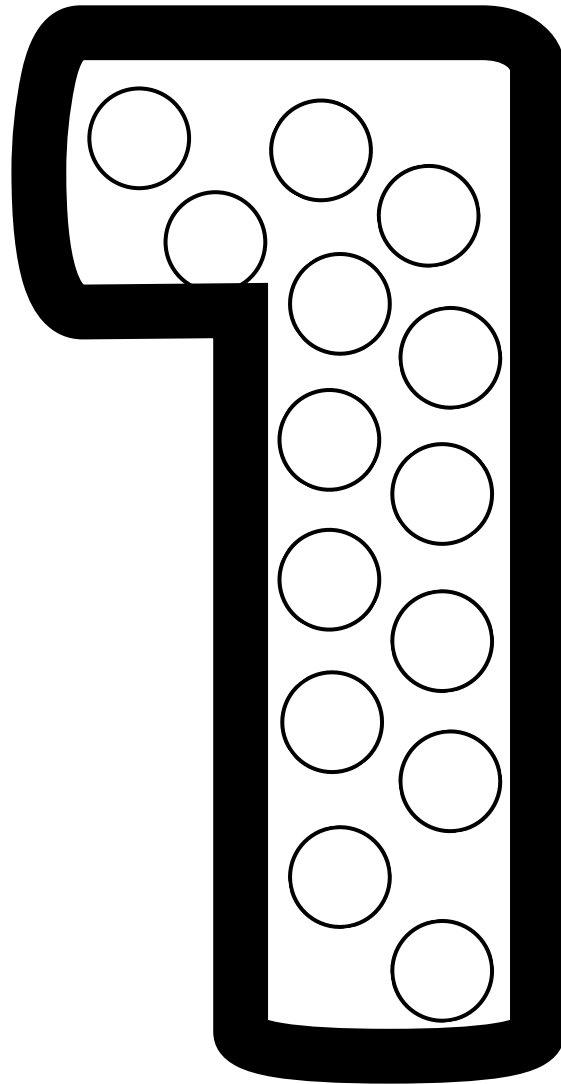
Preschool to early primary (about 3–6 years old – pre-K to Kindergarten).

Why it's important:

- Builds number recognition and counting skills (identifying, coloring, and counting items).
- Reinforces numeral formation and handwriting through guided tracing and large practice shapes.
- Develops one-to-one correspondence and quantity concepts (dot markers, drawing specified numbers).
- Teaches sequencing and ordinal understanding (ordering activities, before/after exercises).
- Improves fine motor control and hand-eye coordination (dotting, tracing, cutting & gluing).
- Prepares children for formal school math by strengthening early numeracy, pattern of thought, and following multi-step tasks.

ONE

Use a dot marker to dot circles
of the number.



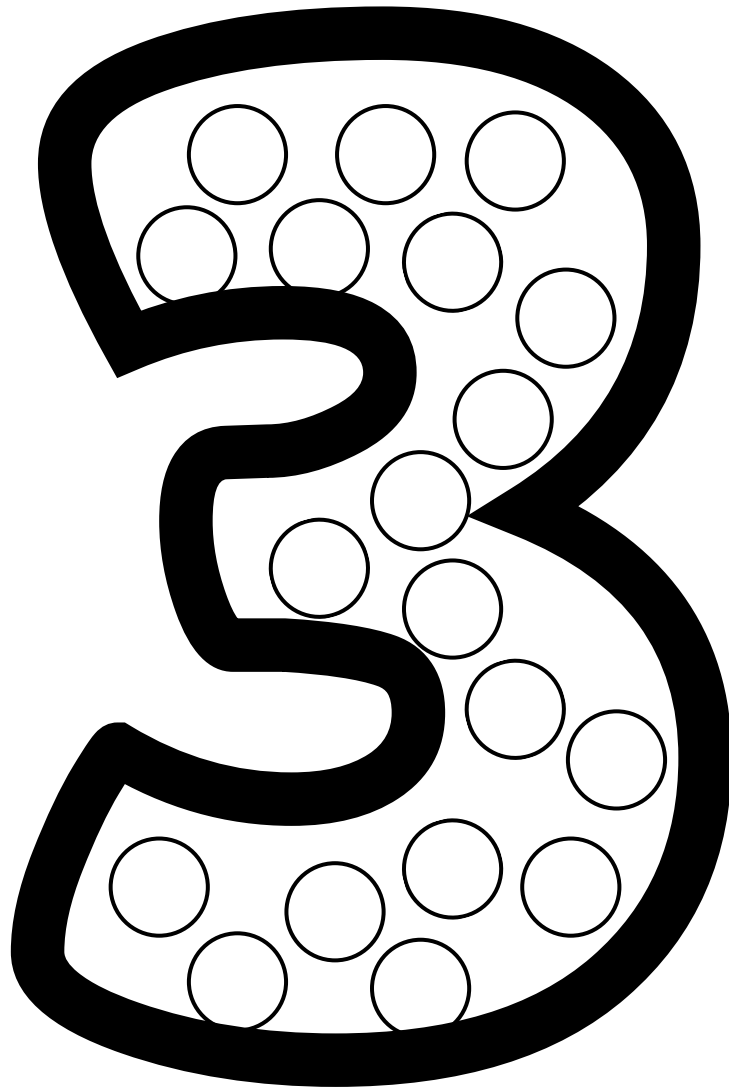
TWO

Use a dot marker to dot circles
of the number.



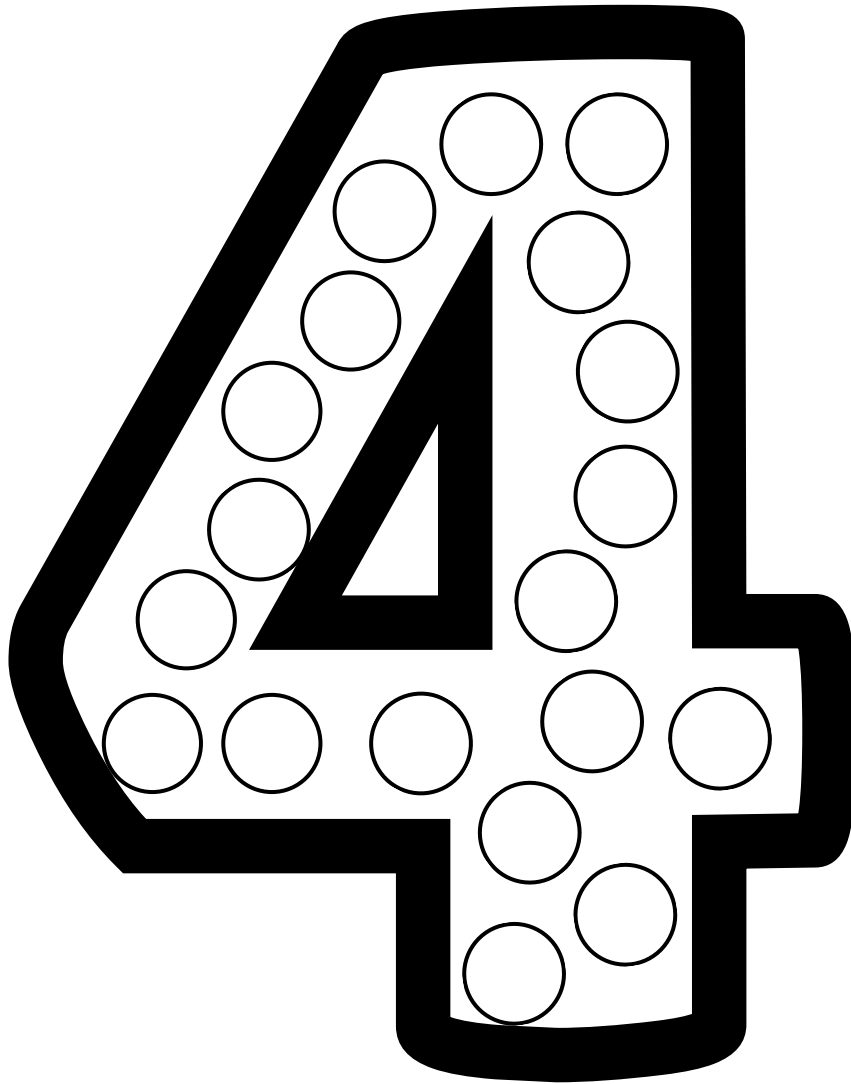
THREE

Use a dot marker to dot circles
of the number.




FOUR

Use a dot marker to dot circles
of the number.




FIVE

Use a dot marker to dot circles
of the number.



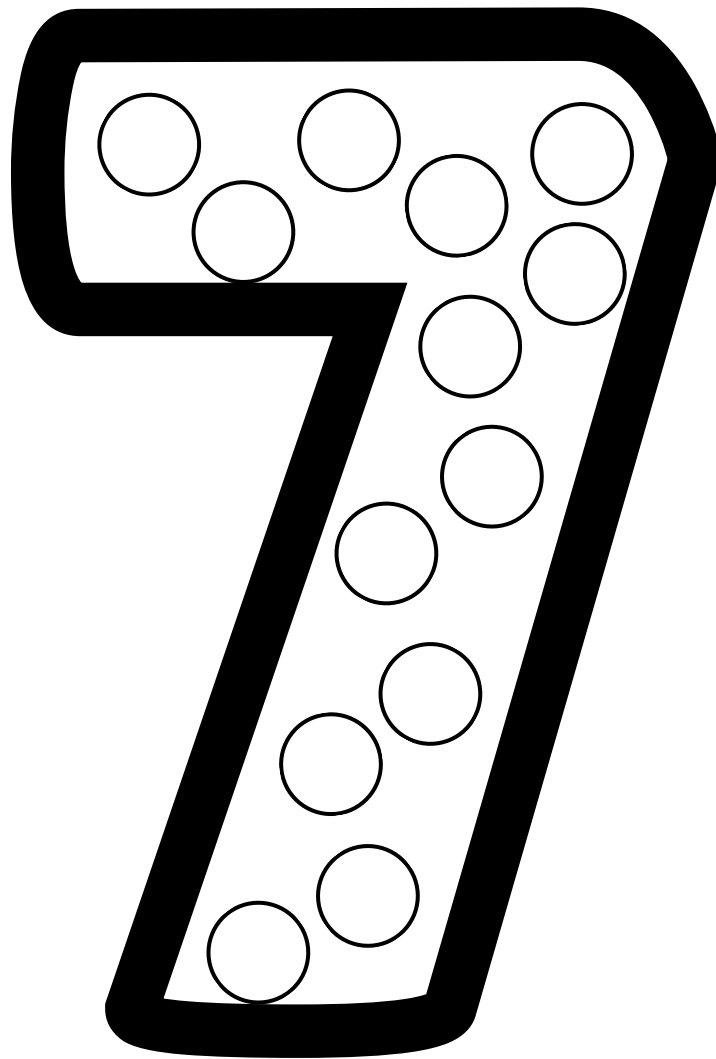
SIX

Use a dot marker to dot circles
of the number.




SEVEN

Use a dot marker to dot circles
of the number.



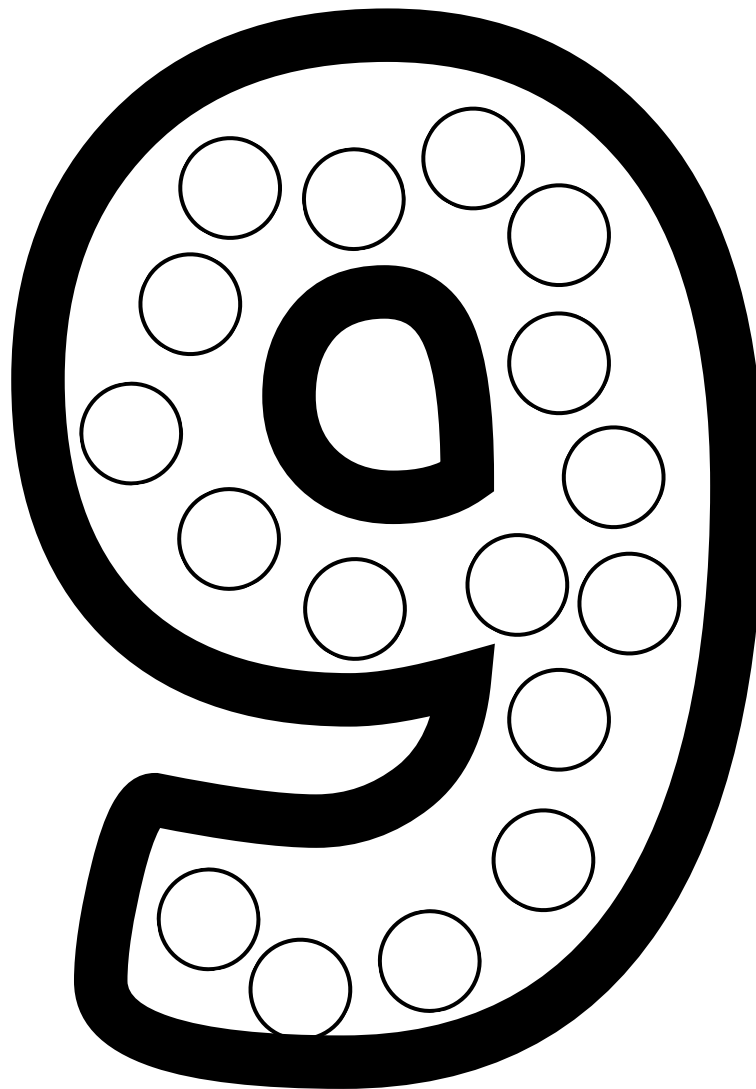
EIGHT

Use a dot marker to dot circles
of the number.



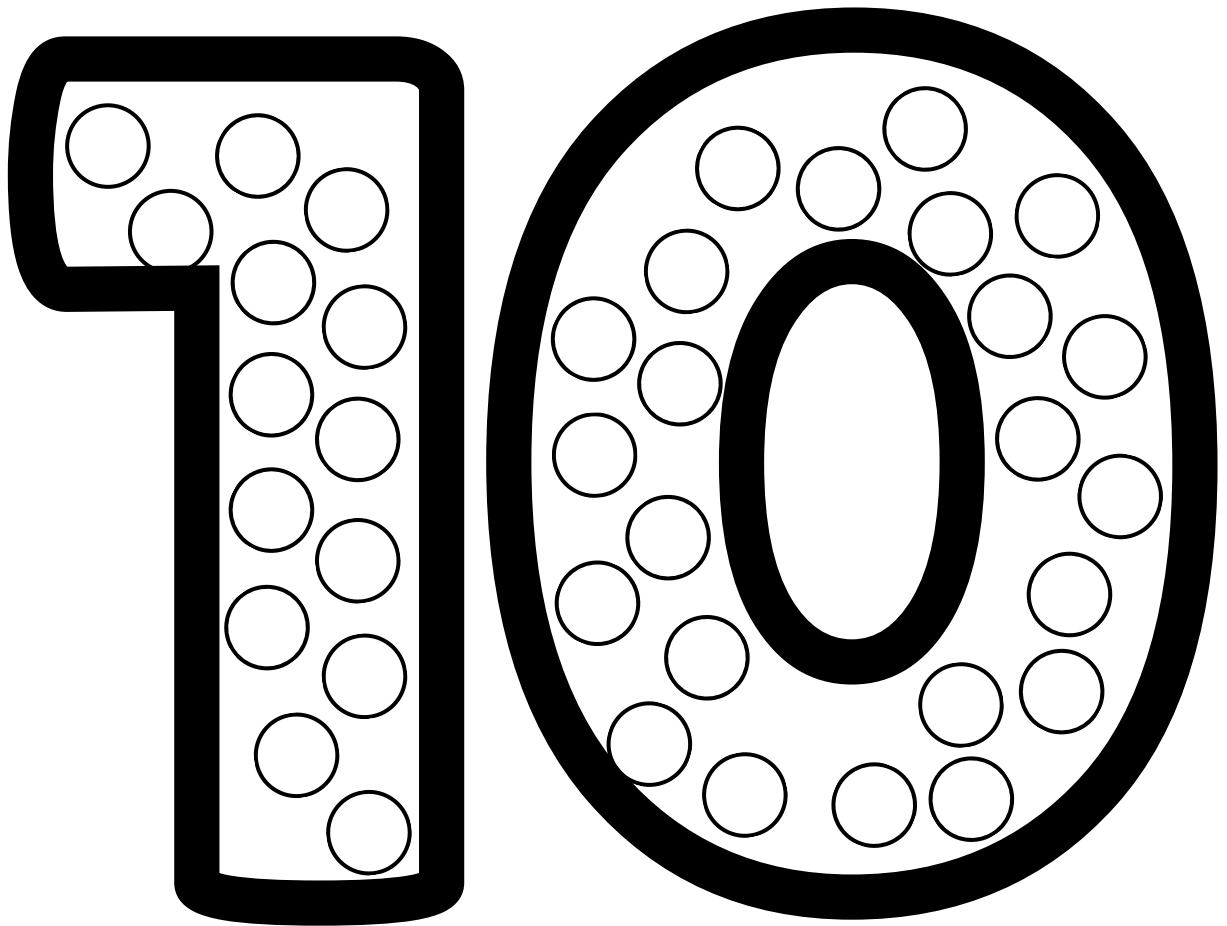
NINE

Use a dot marker to dot circles
of the number.

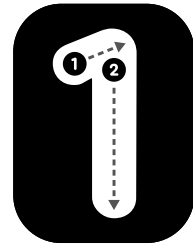


TEN

Use a dot marker to dot circles
of the number.

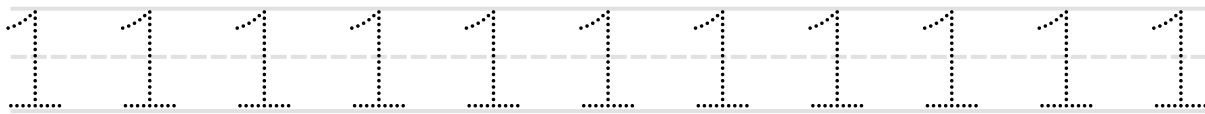


Number




Write the number one on the grid line provided.


Example



Let's color the circles with one written inside them.



Let's draw one ball

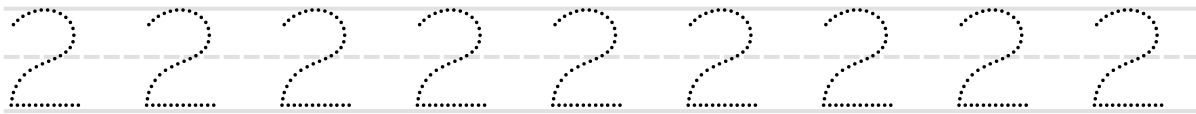
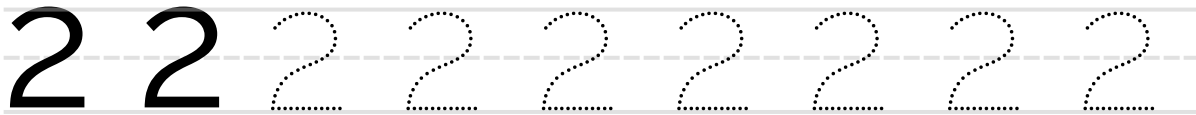


Number 2




Write the number two on the grid lines provided.


Example



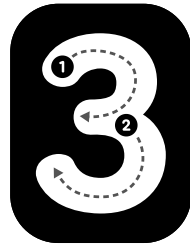
Let's color the circles with two written inside them.



Let's draw two balls

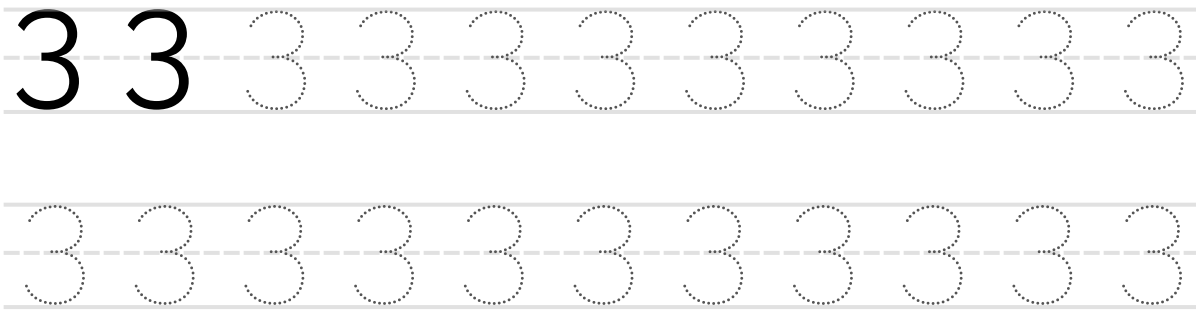


Number 3




Write the number three on the grid lines provided.


Example



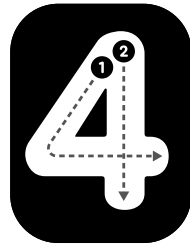
Let's color the circles with three written inside them.



Let's draw three balls

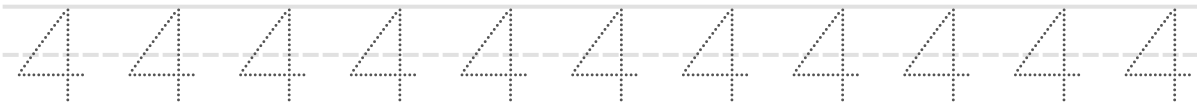


Number 4




Write the number four on the grid lines provided.


Example




Let's color the circles with four written inside them.



Let's draw four balls



Number 5




Write the number five on the grid lines provided.


Example




Let's color the circles with five written inside them.



Let's draw five balls

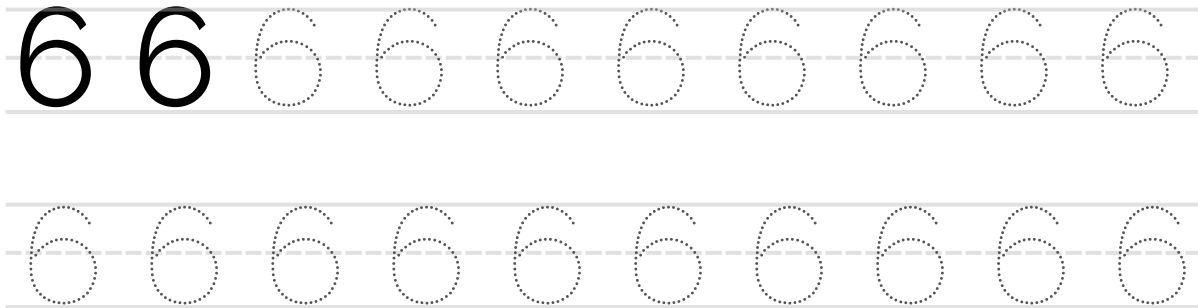


Number 6




Write the number six on the grid lines provided.


Example



Let's color the circles with
six written inside them.



Let's draw six balls

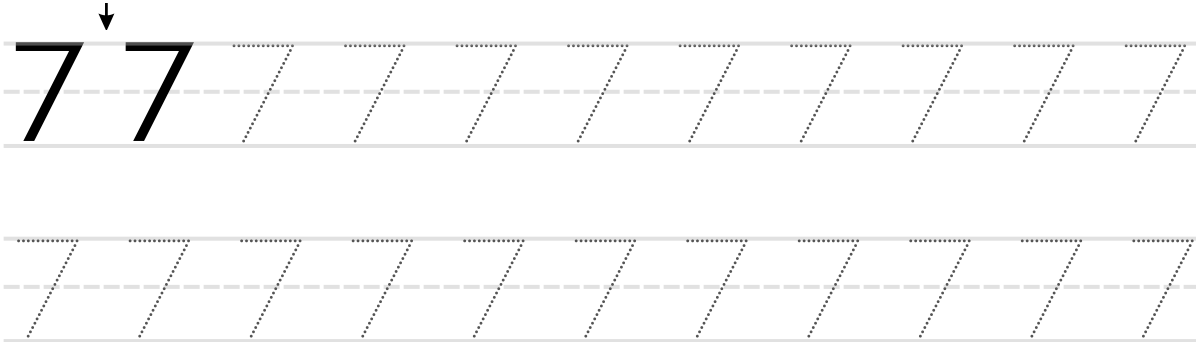


Number




Write the number seven on the grid lines provided.


Example



Let's color the circles with seven written inside them.



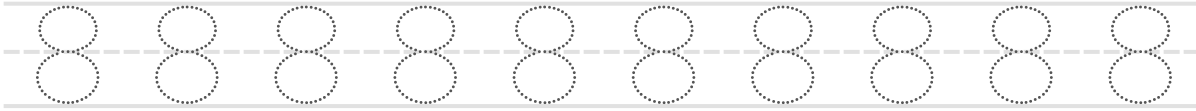
Let's draw seven balls




Number 8

Write the number eight on the grid lines provided.


Example



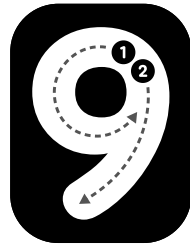
Let's color the circles with eight written inside them.



Let's draw eight balls

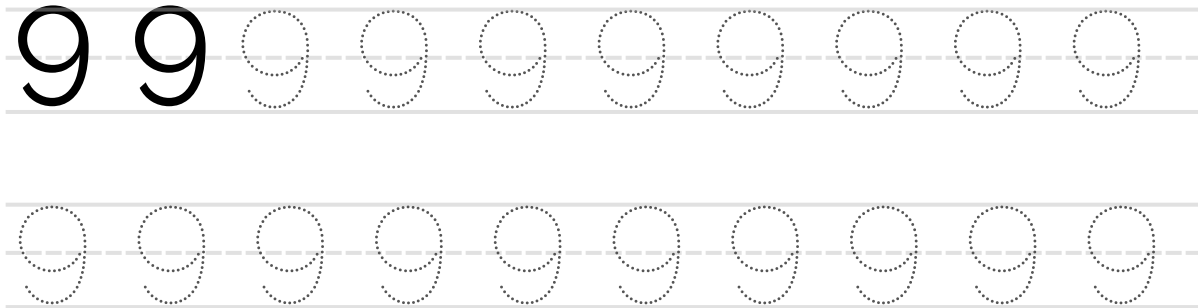


Number 9




Write the number nine on the grid lines provided.


Example



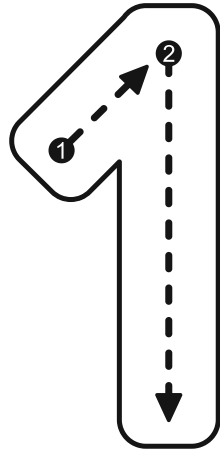
Let's color the circles with
nine written inside them.




Let's draw nine balls



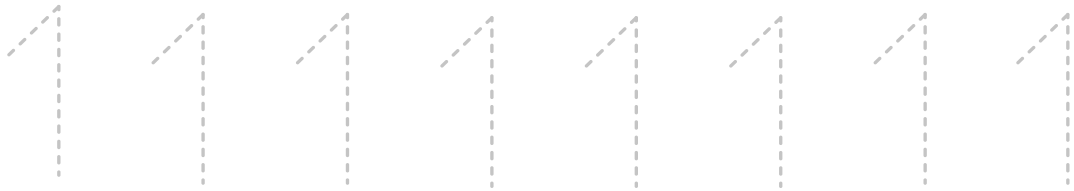
Number 1 Activities



What number do you see? Go over it and complete it.




Count how many apples you see and color them




3 1 2 4 3 4 1
2 3 1 2 1 3 4

Circle the number 1 among the numbers




Can you paint only 1 of the stars?

Number 2 Activities



What number do you see? Go over it and complete it.




Count how many cherries you see and color them



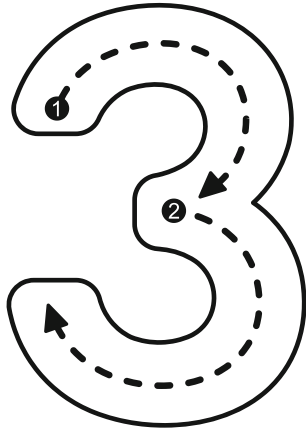
3 1 2 4 3 4 1
2 3 1 2 1 3 4

Circle the number 2 among the numbers




Can you paint only 2 of the stars?

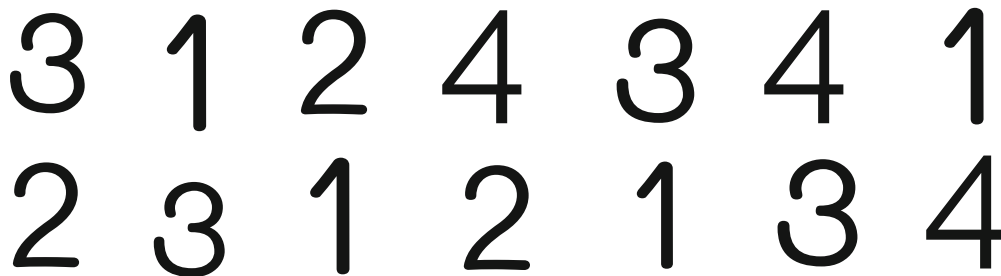

Number 3 Activities




What number do you see? Go over it and complete it.



How many strawberries are there? Count and color

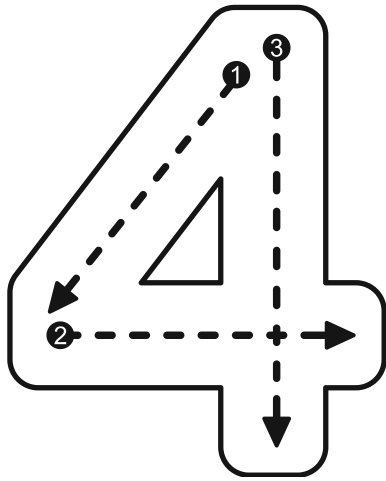


Circle the number 3 among the numbers




Can you paint only 3 of the stars?

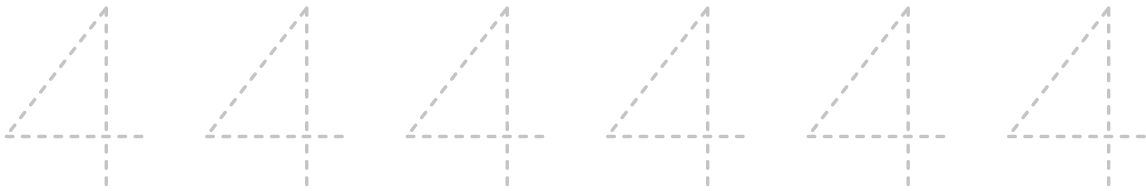
Number 4 Activities



What number do you see? Go over it and complete it.




How many bananas are there? Count and color




3 1 2 4 3 4 1
2 4 1 2 1 3 4

Circle the number 4 among the numbers




Can you paint only 4 of the stars?

Number 5 Activities



What number do you see? Go over it and complete it.




How many watermelons are there? Count and color




5 1 2 5 3 4 1
2 3 5 2 1 5 5

Circle the number 5 among the numbers




Can you paint only 5 of the stars?


Number 6 Activities



What number do you see? Go over it and complete it.




How many pineapples are there? Count and color




3 1 6 4 3 4 6
2 6 1 2 6 3 6

Circle the number 4 among the numbers




Can you paint only 6 of the stars?

Number 7 Activities



What number do you see? Go over it and complete it.



How many lemons are there?
Count and color



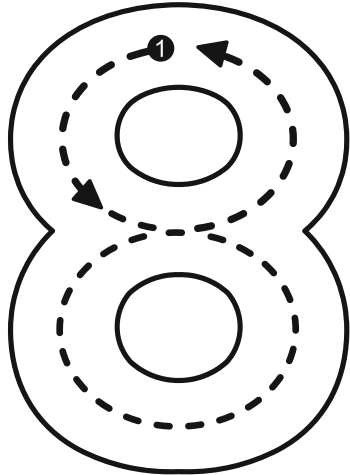
5 7 2 7 5 7 4 1
2 3 7 7 2 1 7 5

Circle the number 7 among the numbers

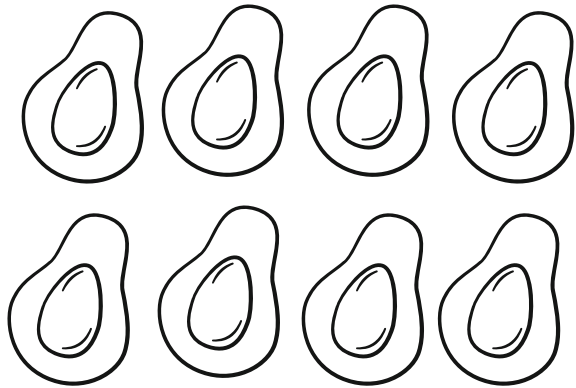


Can you paint only 7 of the stars?

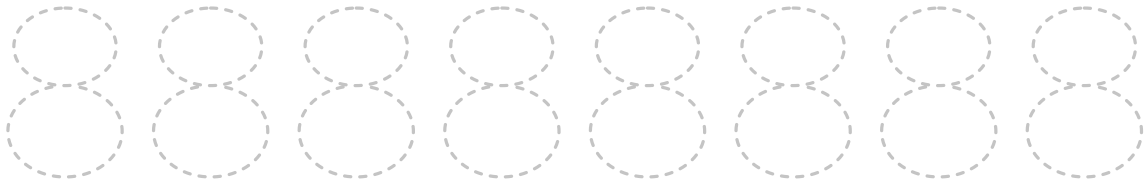
Number 8 Activities



What number do you see? Go over it and complete it.



How many mangoes are there? Count and color



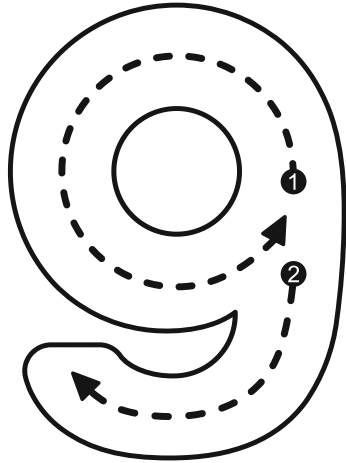
5 8 2 5 8 4 1
2 3 8 2 1 8 5

Circle the number 8 among the numbers




Can you paint only 8 of the stars?


Number 9 Activities



What number do you see? Go over it and complete it.



How many pears are there?
Count and color

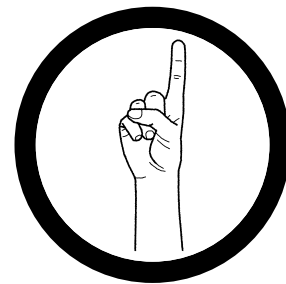



5 9 2 5 9 4 1
2 3 9 2 1 9 5


Circle the number 9 among the numbers



Can you paint only 9 of the stars?




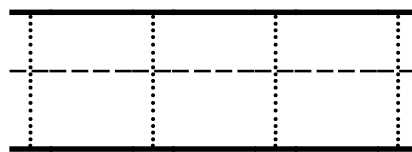
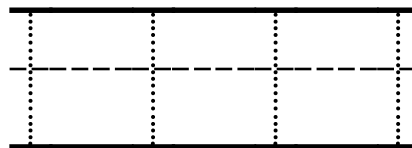
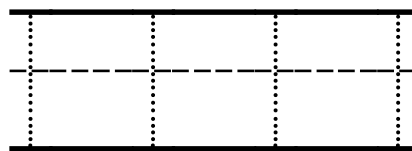
Join the numbers!



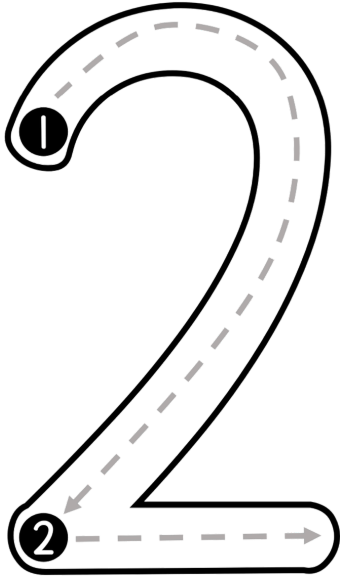


Color all the boxes with the number 1


1	1	4
1	3	4
1	7	1
9	5	4

Trace





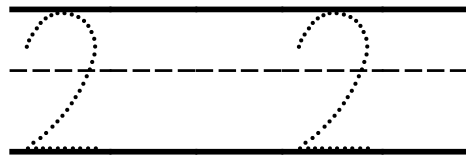
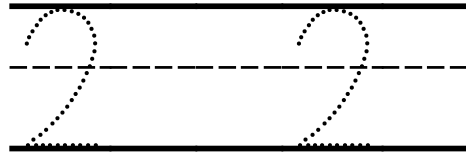
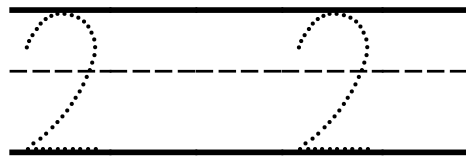
Join the numbers!

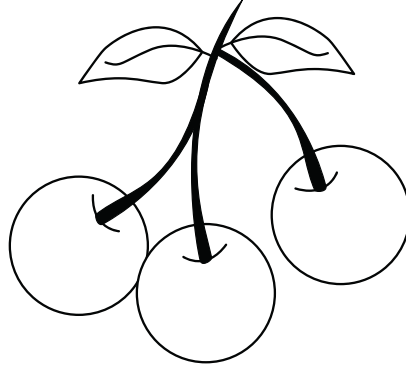
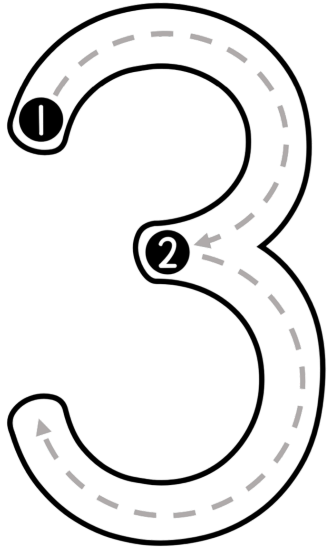


Color all the boxes with the number 2

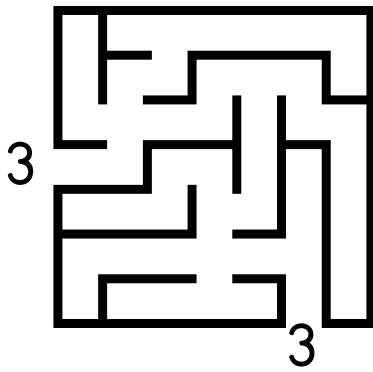
1	1	2
2	3	4
1	2	1
7	6	2

Trace





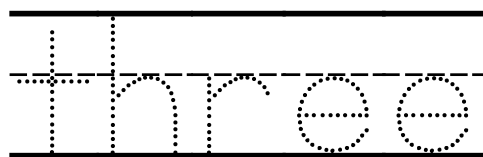
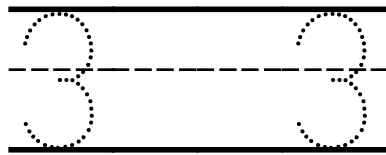
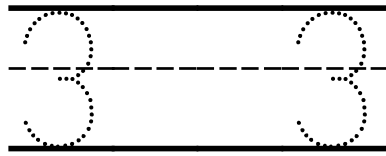
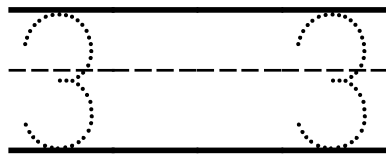
Join the numbers!

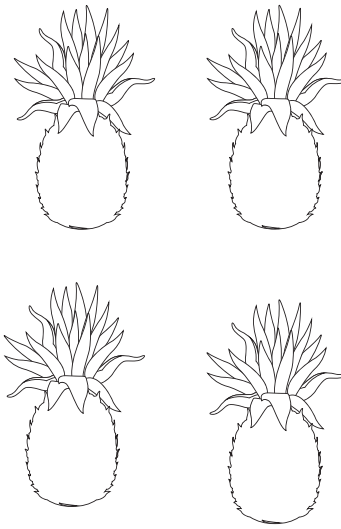
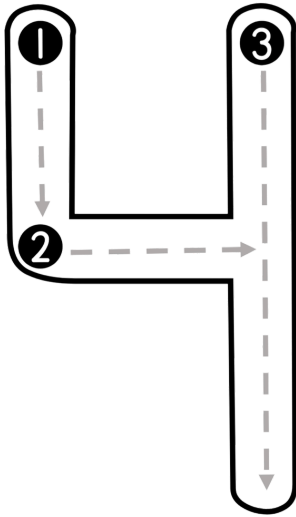


Color all the boxes with the number 3


2	4	3
3	3	3
1	7	1
9	3	3

Trace





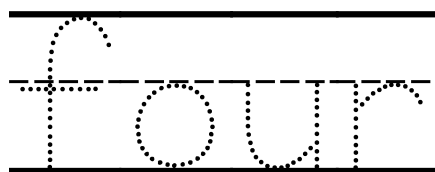
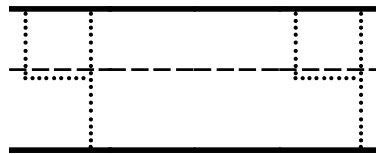
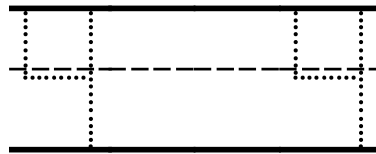
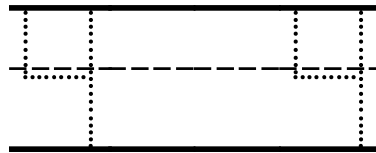
Join the numbers!

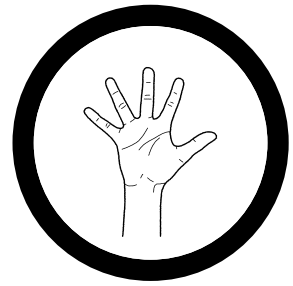

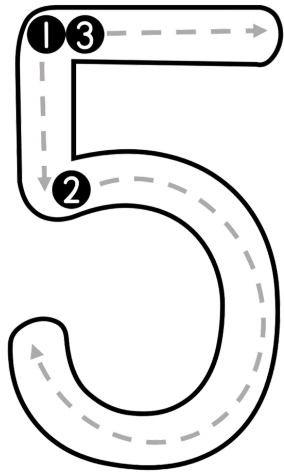


Color all the boxes with the number 4

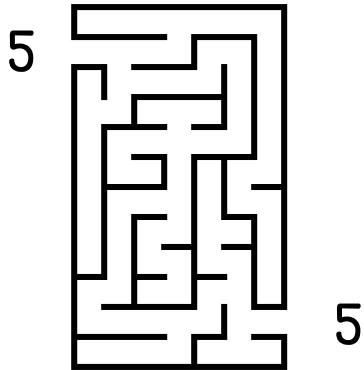
5	7	4
4	3	8
1	2	1
4	5	4

Trace





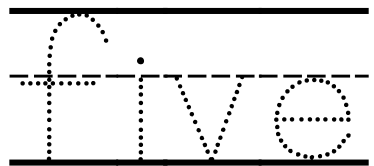
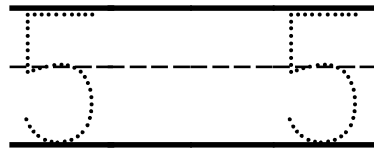
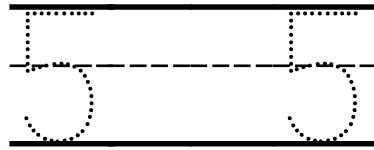
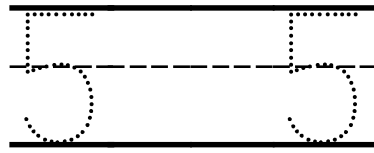
Join the numbers!

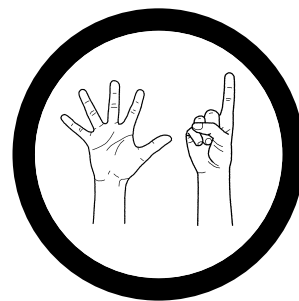

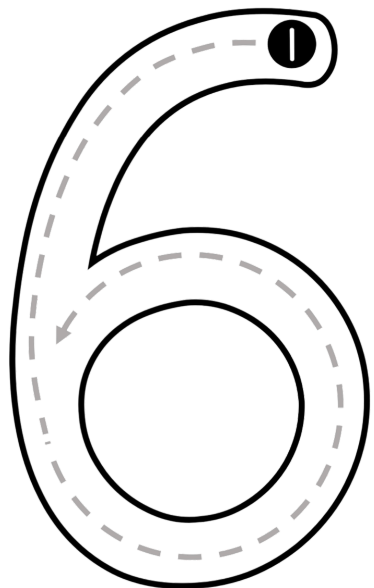


Color all the boxes with the number 5

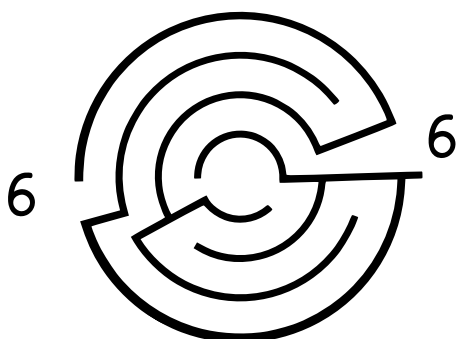
5	1	5
3	5	5
7	7	1
9	5	6

Trace





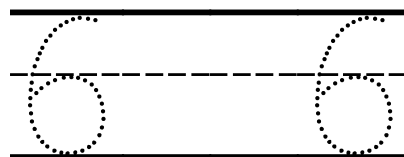
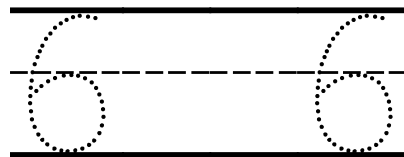
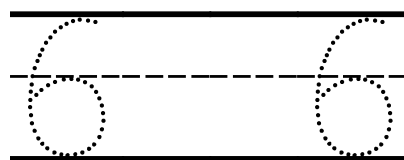
Join the numbers!






Color all the boxes with the number 6

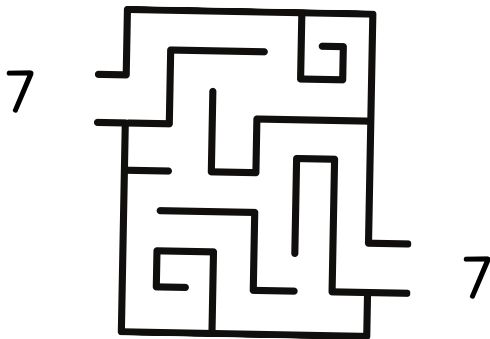
6	6	6
9	2	4
2	6	1
6	5	6

Trace





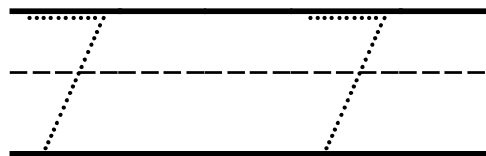
Join the numbers!


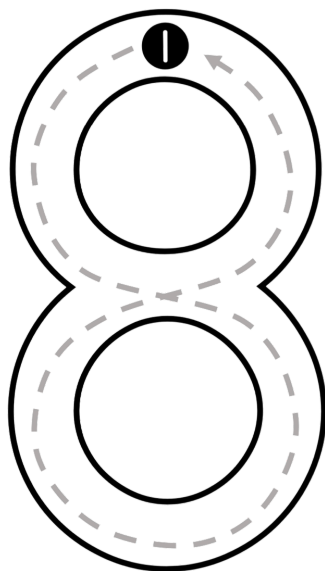


Color all the boxes with the number 7


2	1	7
7	7	5
1	7	1
7	5	2

Trace





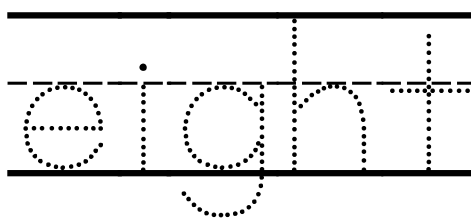
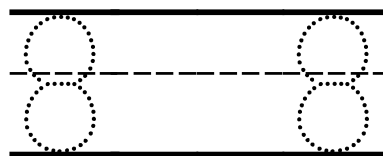
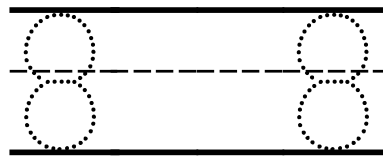
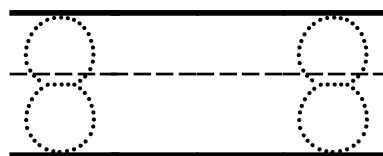
Join the numbers!



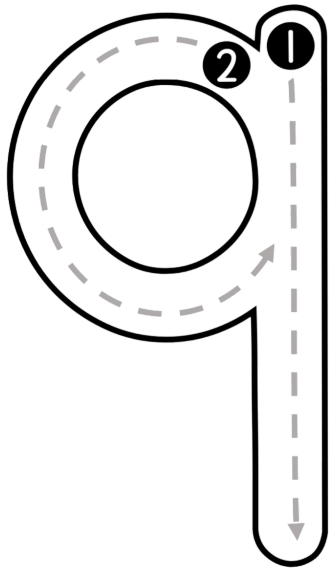


Color all the boxes with the number 8

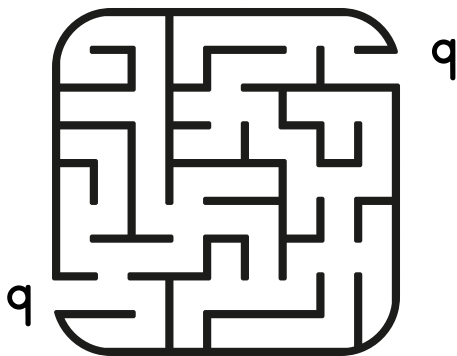
8	8	8
1	3	4
8	7	7
3	8	4

Trace





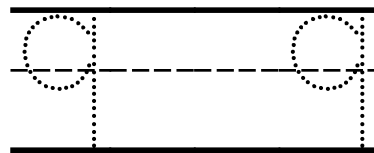
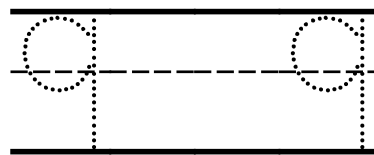
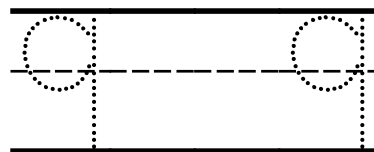
Join the numbers!

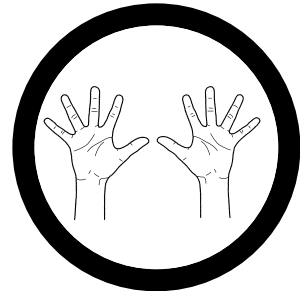

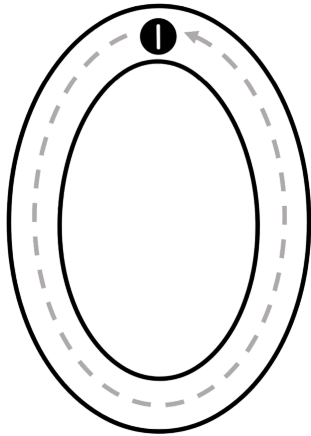


Color all the boxes with the number 9

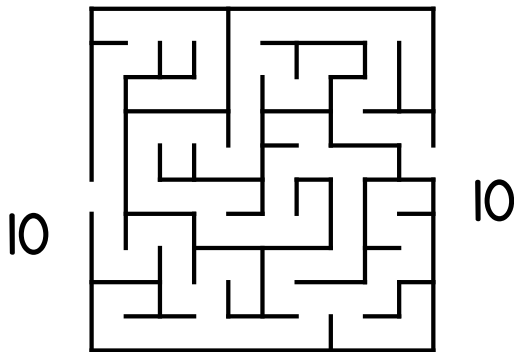
9	1	9
1	9	4
2	7	9
9	5	4

Trace





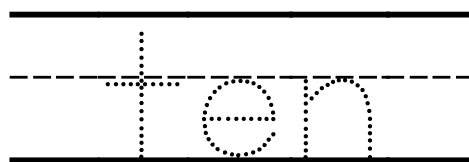
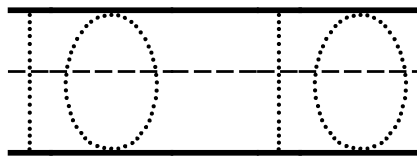
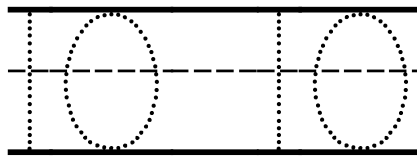
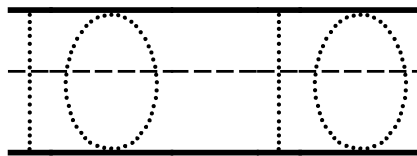
Join the numbers!



Color all the boxes with the number 10

10	9	8
5	2	9
9	10	1
10	5	10

Trace



Name: _____

Date: _____

Numbers

Write the numbers in the correct place

FOUR	TWELVE	ONE	NINE
THREE	EIGHT	SIX	FIVE
SEVEN	ELEVEN	TWO	TEN

1 <input type="text"/>	2 <input type="text"/>	3 <input type="text"/>
4 <input type="text"/>	5 <input type="text"/>	6 <input type="text"/>
7 <input type="text"/>	8 <input type="text"/>	9 <input type="text"/>
10 <input type="text"/>	11 <input type="text"/>	12 <input type="text"/>

Name: _____

Date: _____

Numbers

Write the numbers in the correct place

NINETEEN	FIFTEEN	TWENTY-THREE	SEVENTEEN
FOURTEEN	TWENTY	EIGHTEEN	TWENTY-FOUR
THIRTEEN	SIXTEEN	TWENTY-TWO	TWENTY-ONE

13 <input type="text"/>	14 <input type="text"/>	15 <input type="text"/>
16 <input type="text"/>	17 <input type="text"/>	18 <input type="text"/>
19 <input type="text"/>	20 <input type="text"/>	21 <input type="text"/>
22 <input type="text"/>	23 <input type="text"/>	24 <input type="text"/>

Name: _____

Date: _____

Numbers

Write the numbers in the correct place

ONE THOUSAND	TWENTY	TEN	SIXTY
ONE HUNDRED	SEVENTY	FORTY	EIGHTY
TEN THOUSAND	THIRTY	FIFTY	NINETY

10 <input type="text"/>	20 <input type="text"/>	30 <input type="text"/>
40 <input type="text"/>	50 <input type="text"/>	60 <input type="text"/>
70 <input type="text"/>	80 <input type="text"/>	90 <input type="text"/>
100 <input type="text"/>	1000 <input type="text"/>	10000 <input type="text"/>

Name: _____

Date: _____

Numbers

Write the numbers and color them

1 <input type="text"/>	2 <input type="text"/>	3 <input type="text"/>
4 <input type="text"/>	5 <input type="text"/>	6 <input type="text"/>
7 <input type="text"/>	8 <input type="text"/>	9 <input type="text"/>
10 <input type="text"/>	11 <input type="text"/>	12 <input type="text"/>

Name: _____

Date: _____

Numbers

Write the numbers and color them

13 <input type="text"/>	14 <input type="text"/>	15 <input type="text"/>
16 <input type="text"/>	17 <input type="text"/>	18 <input type="text"/>
19 <input type="text"/>	20 <input type="text"/>	21 <input type="text"/>
22 <input type="text"/>	23 <input type="text"/>	24 <input type="text"/>

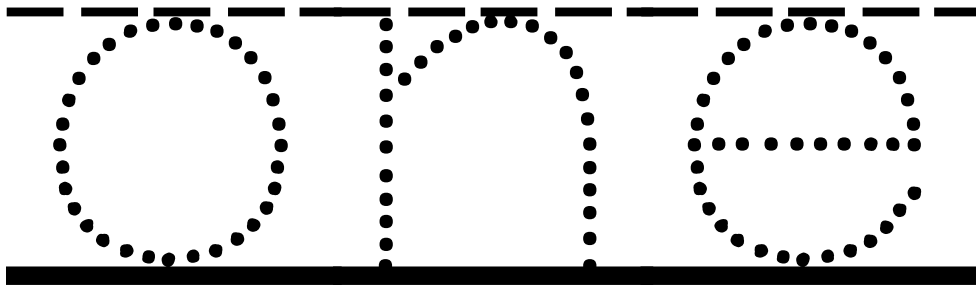

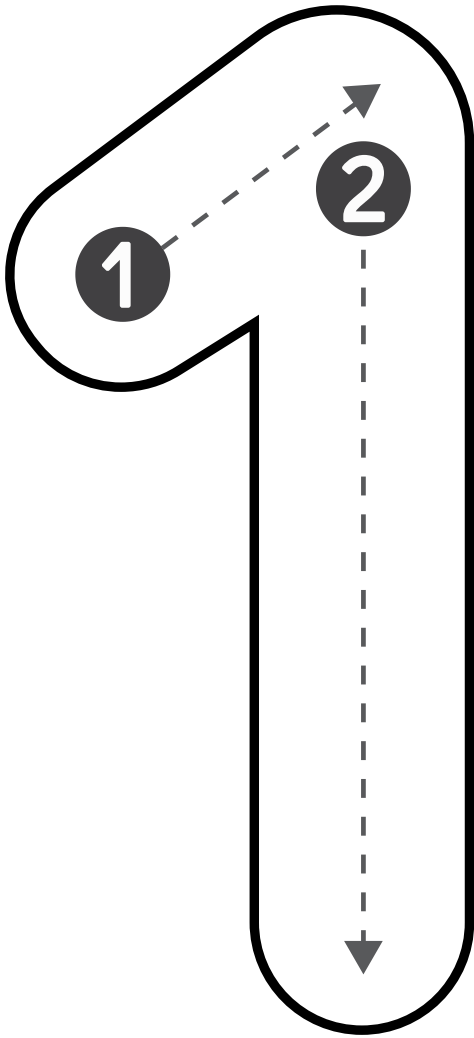
Name: _____

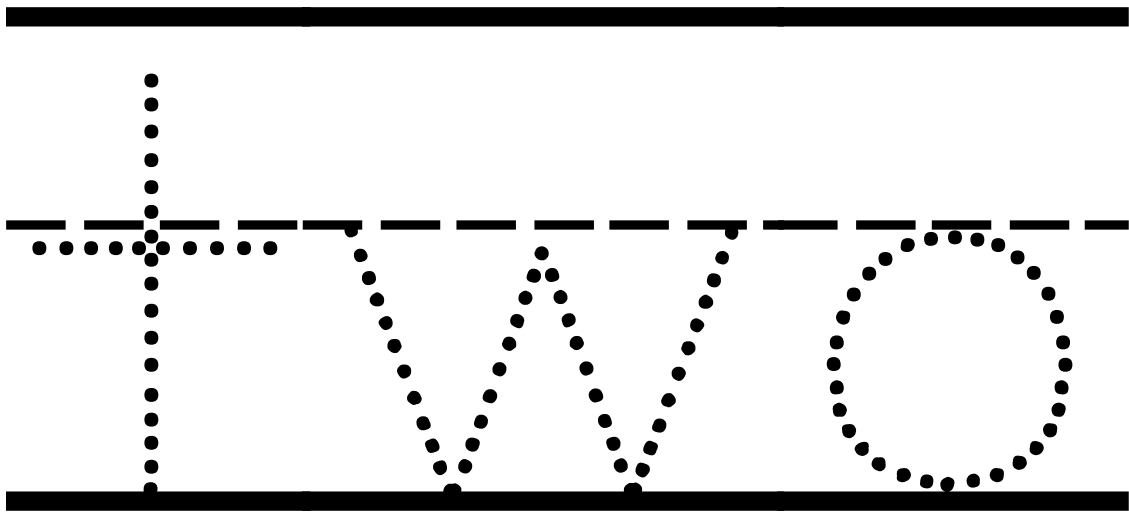


Date: _____

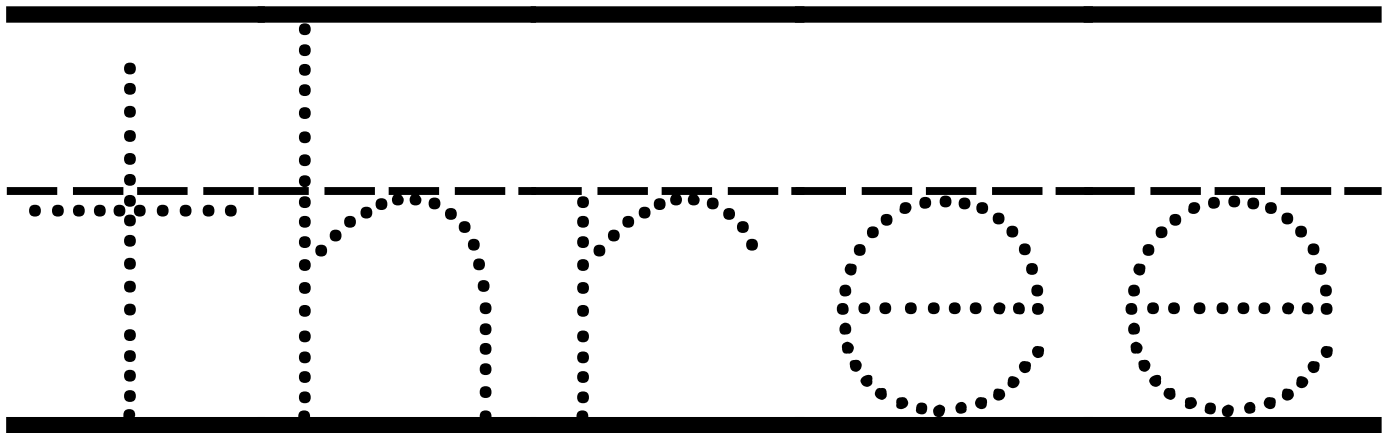



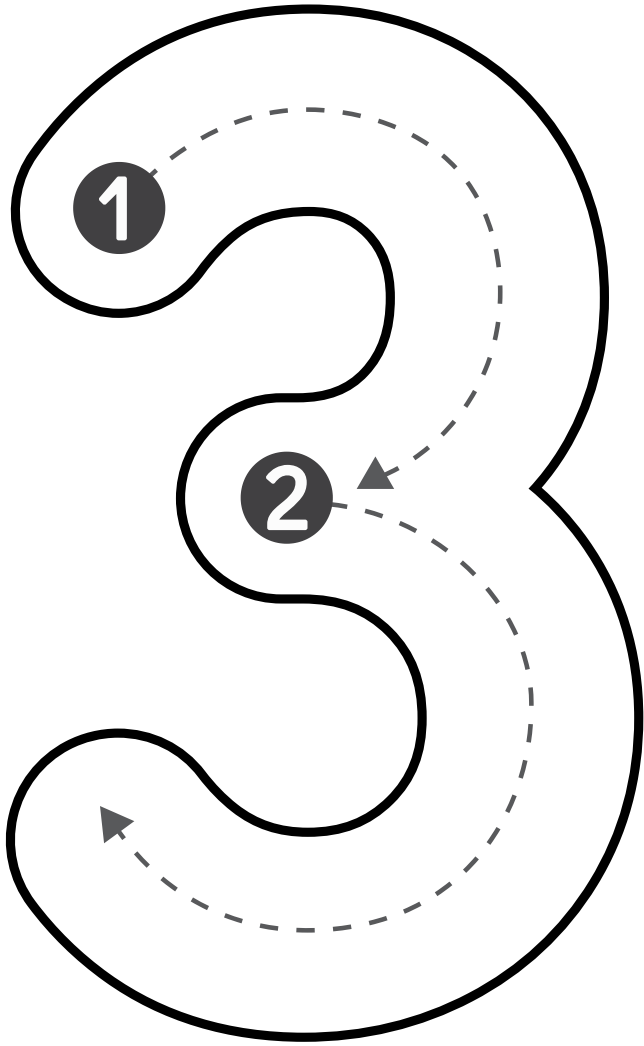
Numbers

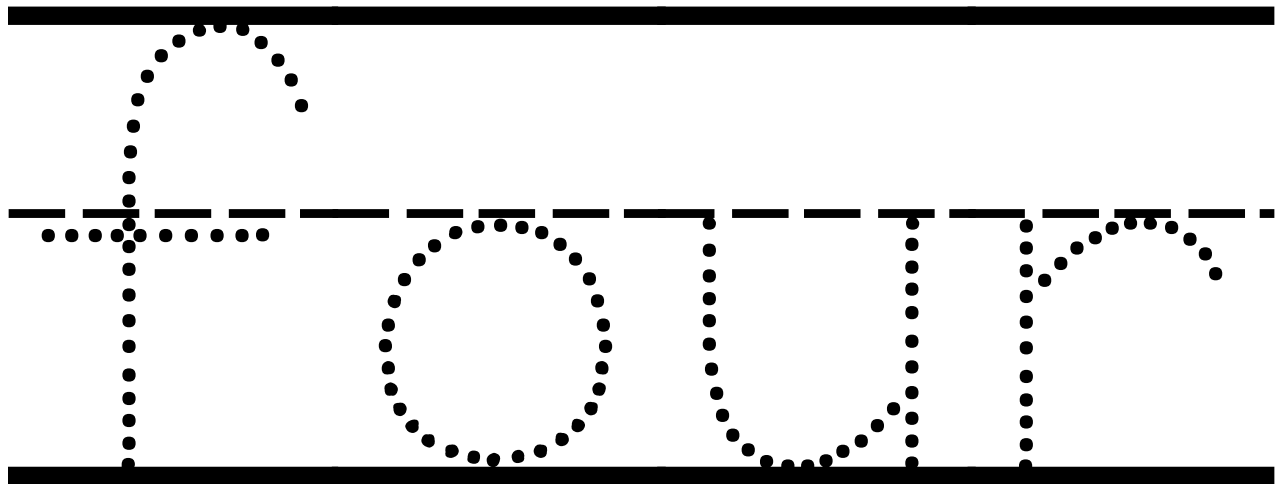

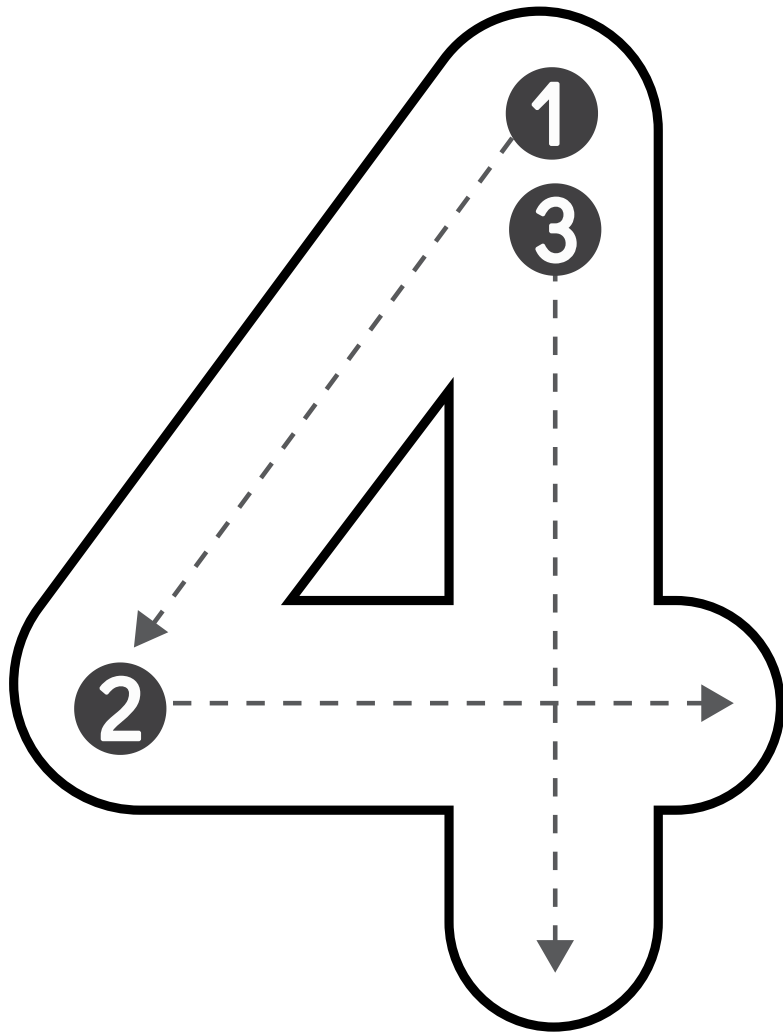
Write the numbers and color them

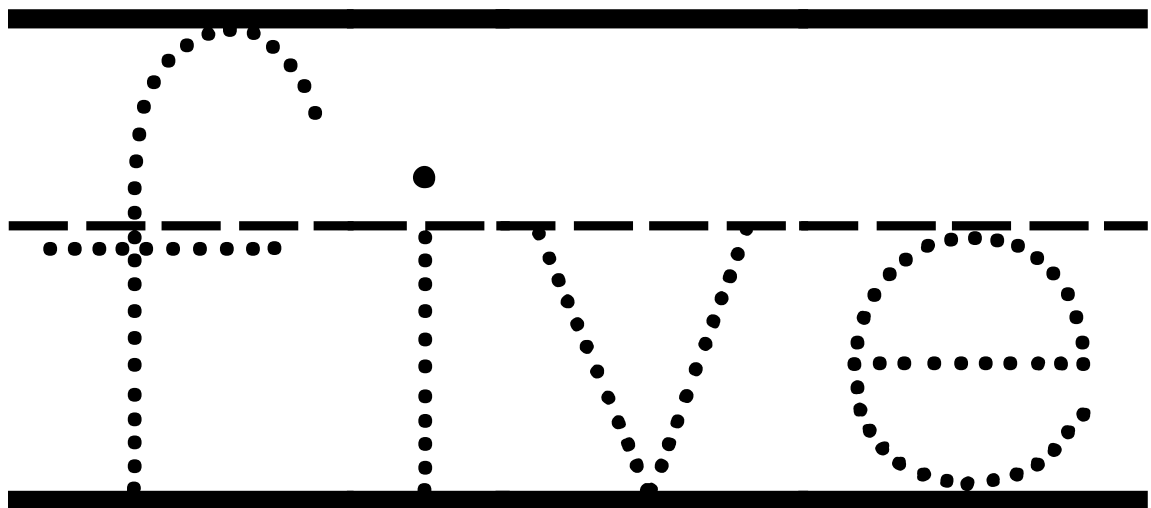


10 <input type="text"/>	20 <input type="text"/>	30 <input type="text"/>
40 <input type="text"/>	50 <input type="text"/>	60 <input type="text"/>
70 <input type="text"/>	80 <input type="text"/>	90 <input type="text"/>
100 <input type="text"/>	1000 <input type="text"/>	10000 <input type="text"/>

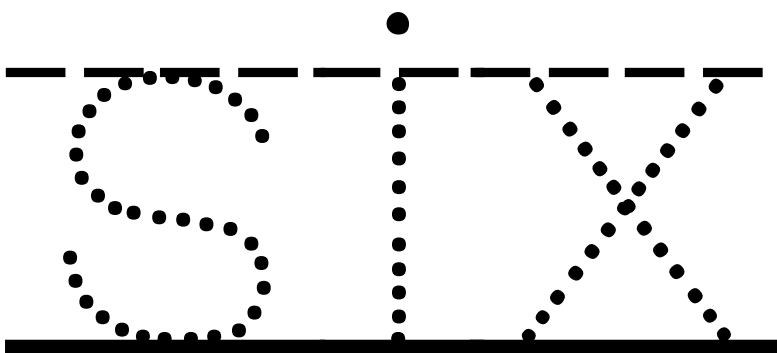







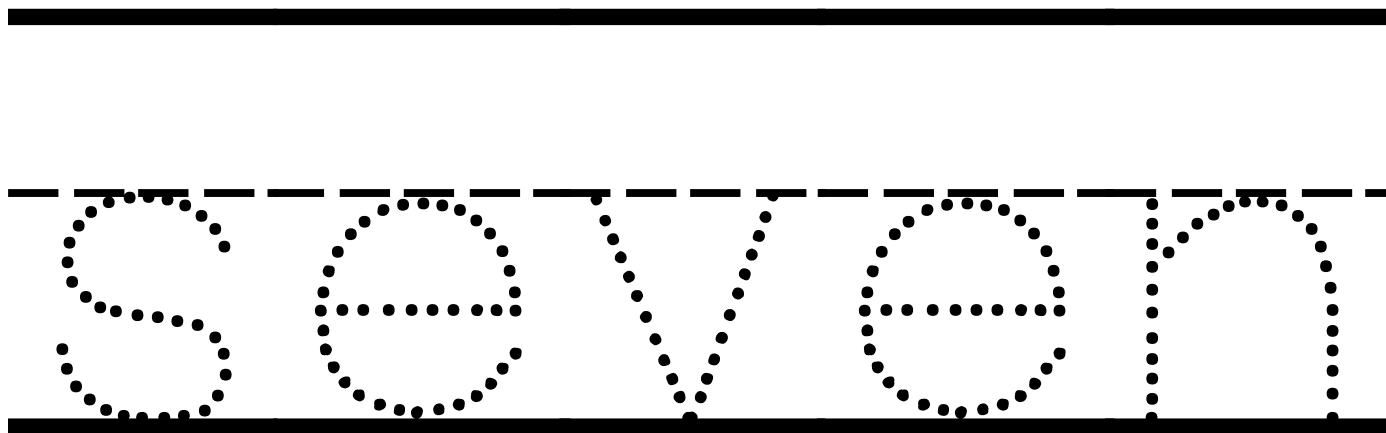






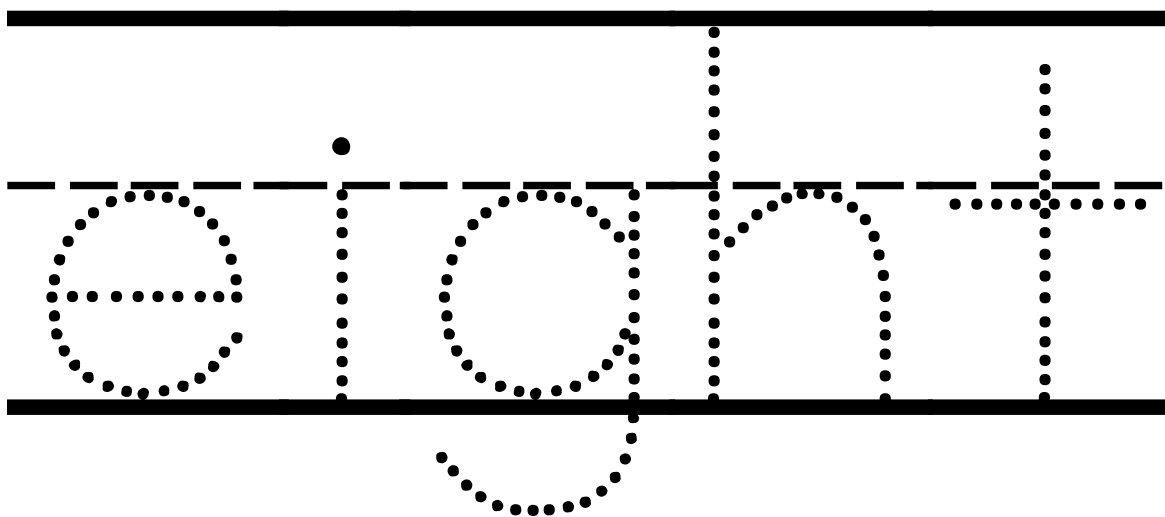






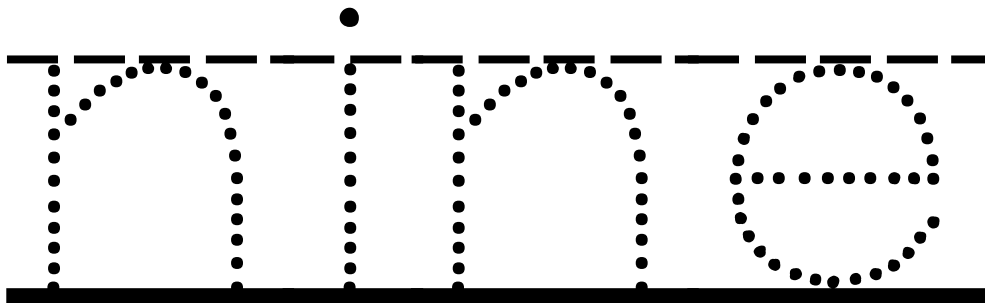

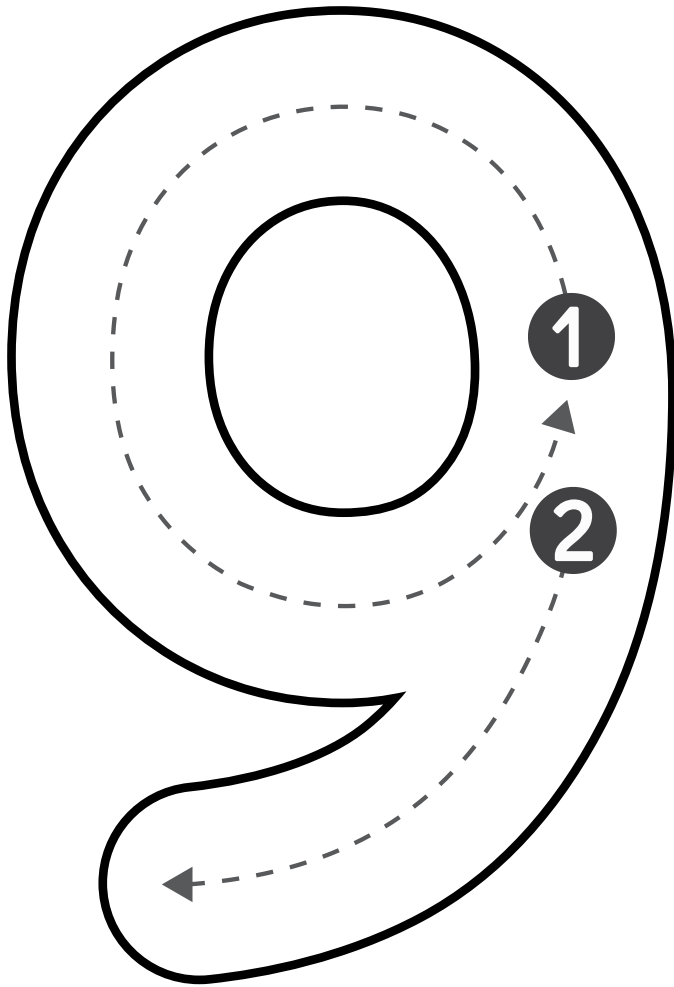


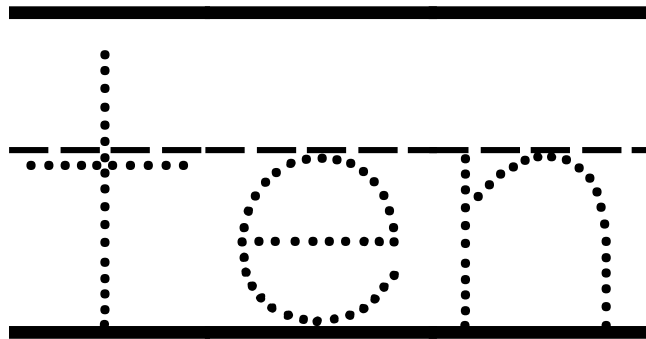















Name _____ Date _____

ORDERING NUMBERS

Cut and glue in order.



Name _____

Date _____

ORDERING NUMBERS

Cut and glue in order.




1	7	8	4	3
10	5	6	2	9

Name _____ Date _____

ORDERING NUMBERS


Cut and glue in order.



Name _____ Date _____

ORDERING NUMBERS

Cut and glue in order.




Name _____

Date _____

ORDERING NUMBERS


Cut and glue in order.



Name _____ Date _____

ORDERING NUMBERS

Cut and glue in order.



Name _____

Date _____

ORDERING NUMBERS

Cut and glue in order.




1	3	5	7	9
2	4	6	8	10

Name _____ Date _____

ORDERING NUMBERS

Cut and glue in order.




Name _____

Date _____

ORDERING NUMBERS

Cut and glue in order.



Name _____ Date _____

ORDERING NUMBERS

Cut and glue in order.













Name _____

Date _____

NUMBER AFTER

Fill in the number that comes after.




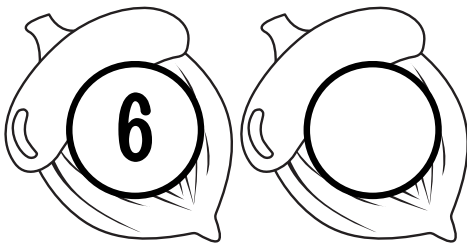
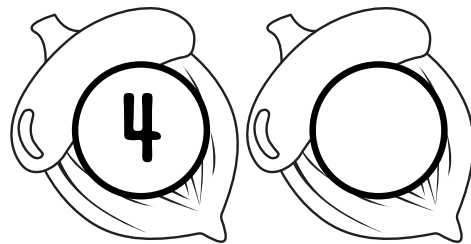
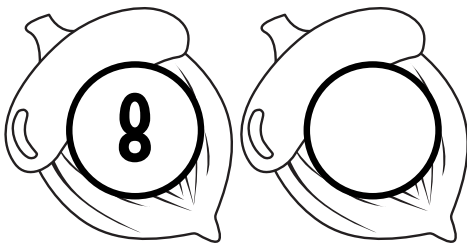
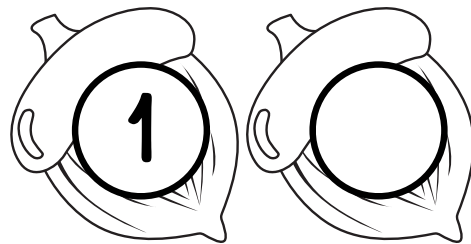
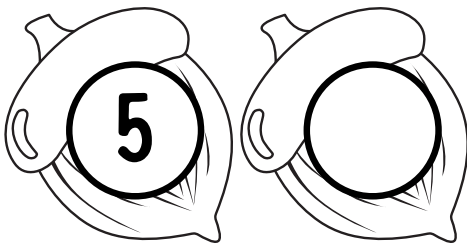
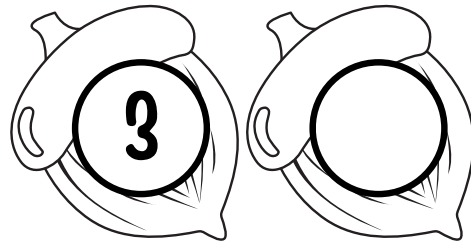



Name _____

Date _____

NUMBER AFTER

Fill in the number that comes after.



Name _____

Date _____

NUMBER AFTER

Fill in the number that comes after.













Name _____

Date _____

NUMBER AFTER

Fill in the number that comes after.























Name _____

Date _____

NUMBER AFTER

Fill in the number that comes after.

Before and After

Write the numbers before the numbers into the boxes.

<input type="text"/>	←	8	→	<input type="text"/>
----------------------	---	---	---	----------------------

<input type="text"/>	←	5	→	<input type="text"/>
----------------------	---	---	---	----------------------

<input type="text"/>	←	3	→	<input type="text"/>
----------------------	---	---	---	----------------------

<input type="text"/>	←	7	→	<input type="text"/>
----------------------	---	---	---	----------------------

<input type="text"/>	←	9	→	<input type="text"/>
----------------------	---	---	---	----------------------

<input type="text"/>	←	6	→	<input type="text"/>
----------------------	---	---	---	----------------------

Before and After

Write the numbers before the numbers into the boxes.

<input type="text"/>	←	4	→	<input type="text"/>
----------------------	---	----------	---	----------------------

<input type="text"/>	←	12	→	<input type="text"/>
----------------------	---	-----------	---	----------------------

<input type="text"/>	←	14	→	<input type="text"/>
----------------------	---	-----------	---	----------------------

<input type="text"/>	←	11	→	<input type="text"/>
----------------------	---	-----------	---	----------------------

<input type="text"/>	←	16	→	<input type="text"/>
----------------------	---	-----------	---	----------------------

<input type="text"/>	←	18	→	<input type="text"/>
----------------------	---	-----------	---	----------------------

Before and After

Write the numbers before the numbers into the boxes.

<input type="text"/>	←	6	→	<input type="text"/>
----------------------	---	---	---	----------------------

<input type="text"/>	←	15	→	<input type="text"/>
----------------------	---	----	---	----------------------

<input type="text"/>	←	9	→	<input type="text"/>
----------------------	---	---	---	----------------------

<input type="text"/>	←	17	→	<input type="text"/>
----------------------	---	----	---	----------------------

<input type="text"/>	←	19	→	<input type="text"/>
----------------------	---	----	---	----------------------

<input type="text"/>	←	22	→	<input type="text"/>
----------------------	---	----	---	----------------------

